



A5

Графики зависимости $\nu_n(n)$:




A7

График зависимости $u^2(T)$:



$\rho_l =$

A8



$Q =$